




JOEN LH

We Work Hard Today to Upgrade Your Service Tomorrow

精密龍門CNC成型平面磨床(線軌研磨機)

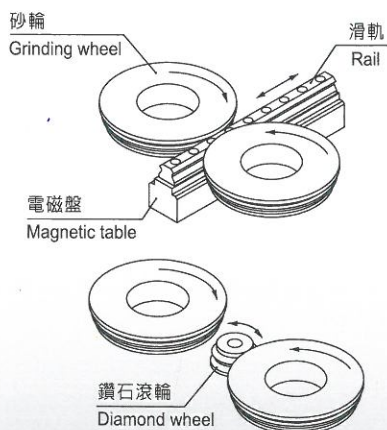
Double Column CNC Profile Surface Grinders (Rail Grinding Machine)

JL-50400CNC

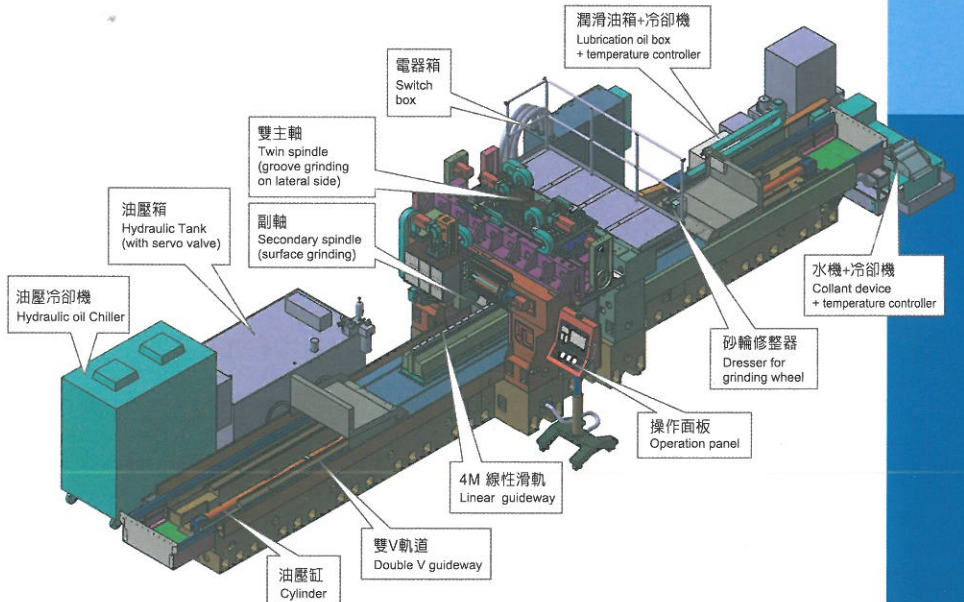


JL-50400CNC

加工方式 Machining of linear guideway



左右油壓或滾珠螺桿加伺服馬達驅動 Longitudinal is driven by hydraulic or ball screw + servo motor



工件尺寸 Workpiece dimensions

Spec	Height	Width	Length
15-65	14-53mm	15-63mm	Max.4000mm

機械規格 SPECIFICATIONS

項目 Items		單位 Unit	JL-50400CNC
加工範圍 Processing Range	工作台面積 Worktable area	mm	400 x 4100
	最大研磨面積 Max grinding area(horizontal 2nd spindle)	mm	400 x 4875
	磁盤面積 Magnetic area	mm	80 x 4080
	工作台載重 Max. Tableload (Magnetic included)	Kgs	2000
	T溝 (T slot) (dimension x quantity x distance)	mm	14 x 2 x 350
	磁盤面至工作台面距離 Distance from surface of magnetic chuck to table	mm	385
	雙主軸開距 2 spindle distance	mm	Min.315 ~ Max.675
	砂輪上面至工作台面距離(Z軸) Distance from top of grinding wheel to worktable (Z axis)	mm	Min.355~ Max.480
	砂輪下緣至工作台面距離(副軸) Distance from bottom of grinding wheel to worktable(2nd spindle)	mm	Min.0~ Max.390
雙主軸 Twin Spindle	伺服馬達 Servo motor (continuous/30 mins)	KW	20/27.5
	主軸轉速 Spindle speed	rpm	1260 ~ 2270
	砂輪尺寸(外徑x厚x內徑) Dimensio of the wheel(OD x W x B)	mm	ø510 x 50 x ø203.2
X左右進給 Longitudinal Movement (by hydraulic or ball screw)	行程 Stroke	mm	5500
	油壓馬達 Hydraulic motor (伺服馬達 Servo motor)	HP	40 (6kw)
	左右移動速度 Longitudinal feed rate	m/min	3-25 (Hydraulic) 0-30 (Servo motor)
	軌道 Guide way	mm	V & V with Turcite + scraping (with hydraulic system) Linear guideway (ball screw system)
Y前後進給 Cross feed Movement (2 axis)	行程 Stroke	mm	180
	滾珠螺桿 Ball screw (Diameter)	mm	ø40
	伺服馬達 Servo motor	KW	2.85
	減速比 Reduction ratio		齒形皮帶輪減速 Pulley reduction
	移動速度 Cross rapid feed rate	m/min	3.3
	最小設定單位 The Least Input Increment	mm	0.001
	軌道 Guide way		Linear guideway
Z上下進給 Vertical Movement (2 axis)	行程 Stroke	mm	125
	滾珠螺桿 Ball screw (Diameter)	mm	ø40
	伺服馬達 Servo motor	KW	2.85
	減速比 Reduction ratio		Planet gear reduction
	移動速度 Vertical rapid feed rate	m/min	0.33
	最小設定單位 The Least Input Increment	mm	0.001
	軌道 Guide way		Linear guideway
砂輪修整器 Dresser	鑽石滾輪尺寸(外徑x厚x內徑) Dimensio of the diamond roller (OD x W x B)	mm	ø102 x max.80 x ø50.8
	最高轉速 Max speed	rpm	6000
	伺服馬達 Servo motor	Kw	1.57
	減速比 Reduction ratio		齒形皮帶輪減速 Pulley reduction
臥式副主軸 Horizontal 2nd spindle	馬達 Motor	HP*P	10 x 4
	主軸轉速 Spindle speed	rpm	3200~1570
	砂輪尺寸(外徑x厚x內徑) Dimensio of the wheel (OD x W x B)	mm	ø405 x 50 x ø127
臥式副軸 Y軸前後進給 Cross feed Movement of horizontal 2nd spindle	行程 Stroke	mm	440
	滾珠螺桿 Ball screw (Diameter)	mm	ø40
	伺服馬達 Servo motor	Kw	1.57
	減速比 Reduction ratio		Coupling
	移動速度 Cross rapid feed rate	m/min	20
	最小設定單位 The Least Input Increment	mm	0.001
	軌道 Guide way		Linear guideway
臥式副軸 Z軸上下進給 Vertical Movement (Z) of horizontal 2nd spindle	行程 Stroke		410
	滾珠螺桿 Ball screw (Diameter)	mm	ø40
	伺服馬達 Servo motor	mm	1.57
	減速比 Reduction ratio	Kw	Planet gear reduction
	移動速度 Vertical rapid feed rate		0.5
	最小設定單位 The Least Input Increment	m/min	0.001
	軌道 Guide way	mm	Linear guideway
尺寸 Dimension	機器尺寸 Machine dimension (without water tank and accessory)	mm	14485 x 2610 x 2890
	佔地空間 Floor space required	mm	14880 x 4263 x 2890
	裝箱尺寸 Packing dimensions(without accessory)	mm	10900 x 2610 x 2890
重量 Weight	機器重量 Machine net weight (without accessory)	Kgs	28400
	裝箱重量 Machine gross weight (without accessory)	Kgs	32000



準力機械股份有限公司
JOEN LIH MACHINERY CO., LTD.

427 台中市潭子區大豐路一段240之1號
No.240-1, Sec. 1, Dafeng Rd., Tantz District, Taichung City 427, Taiwan
TEL:886-4-25349475 . 25352788 FAX:886-4-25339001
http://www.joenlih.com.tw Email:joenlih@ms14.hinet.net